WINDOW
WINDOW
WINDOW
WINDOW
WINDOW
DOOR
DOOR
PEW
PIANO
BALCONY OVERHEAD
DISTRESSED CARPET
C3 ORGAN
BALCONY OVERHEAD
+6"
+12"
+18"
+24"
+36"
+30"
+24"
+18"
DIMENSIONAL WOOD PLANKING
CHANDELIERS OVERHEAD
RUBBLE BELOW & UNDER DECK TBD
+0"

DRAWING NUMBER:

# GROUND PLAN

NORTHLIGHT THEATRE

DESIGNER: CHRISTOPHER RHOTON
DIRECTOR: KENNETH ROBERSON
TD: NATHAN COON
LD: LEE FISKNESS

SCALE: $\frac{1}{2}$" = 1'-0" OR AS NOTED

| NOTES | DATE |
|---|---|
| PRELIM DRAFTING PACKET | 10-15-2016 |
| REVISED WINDOWS | 12-10-2016 |



CHRISTOPHER RHOTON
SCENIC DESIGNER
615.995.8863

# NINA SIMONE
## FOUR WOMEN

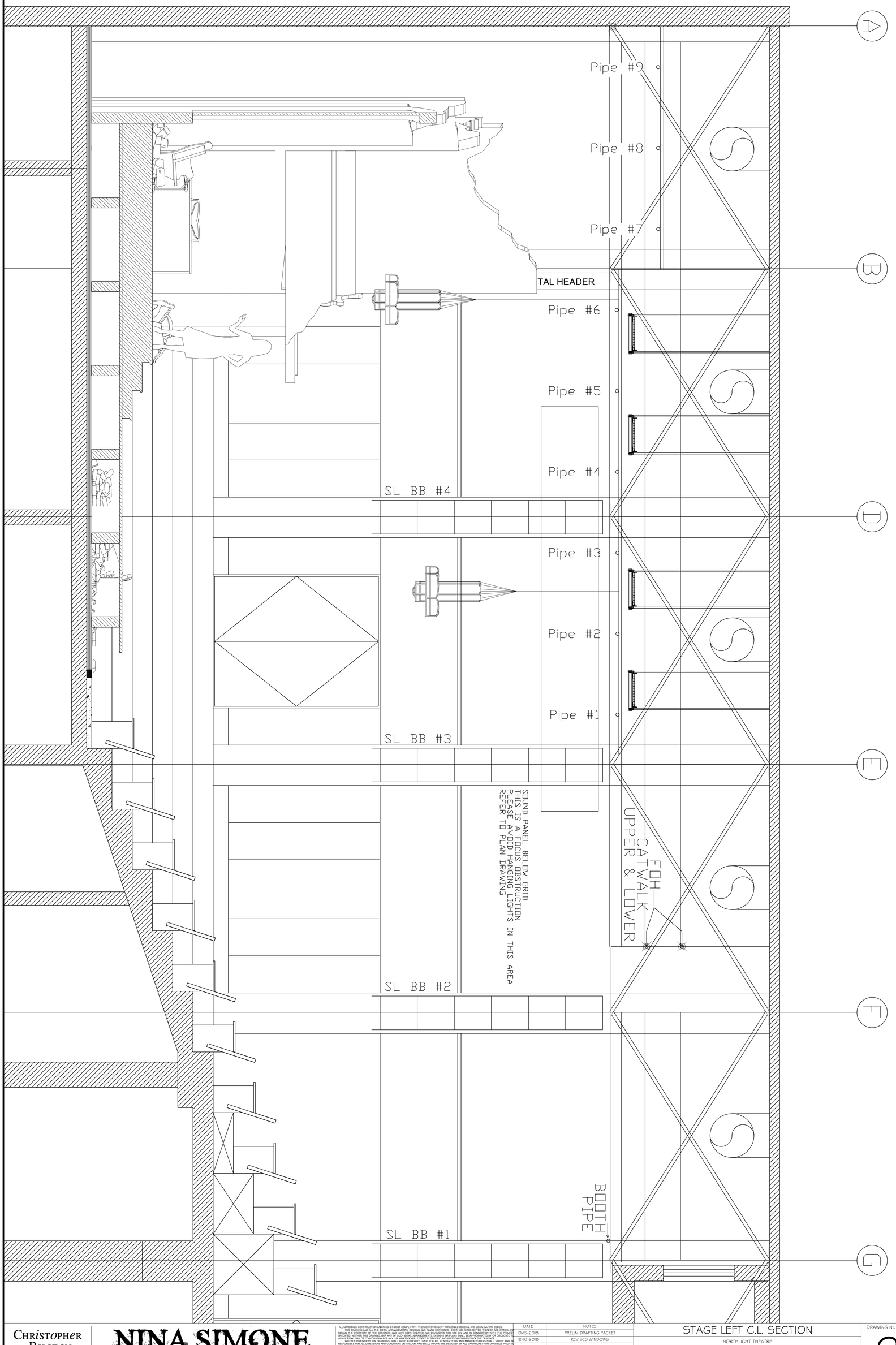



CHRISTOPHER RHOTON
Scenic Designer
615.995.8863


# NINA SIMONE
## FOUR WOMEN



| DATE | NOTES |
|---|---|
| 10-15-2018 | FREUM DRAFTING PACKET |
| 12-10-2018 | REVISED WINDOWS |

## STAGE LEFT C.L. SECTION

NORTHLIGHT THEATRE

DESIGNER: CHRISTOPHER RHOTON

DIRECTOR: KENNETH ROBERSON

SCALE: $\frac{1}{2}$" = 1'-0" OR AS NOTED

TD: NATHAN COON

LD: LEE FISKNESS

DRAWING NUMBER

2

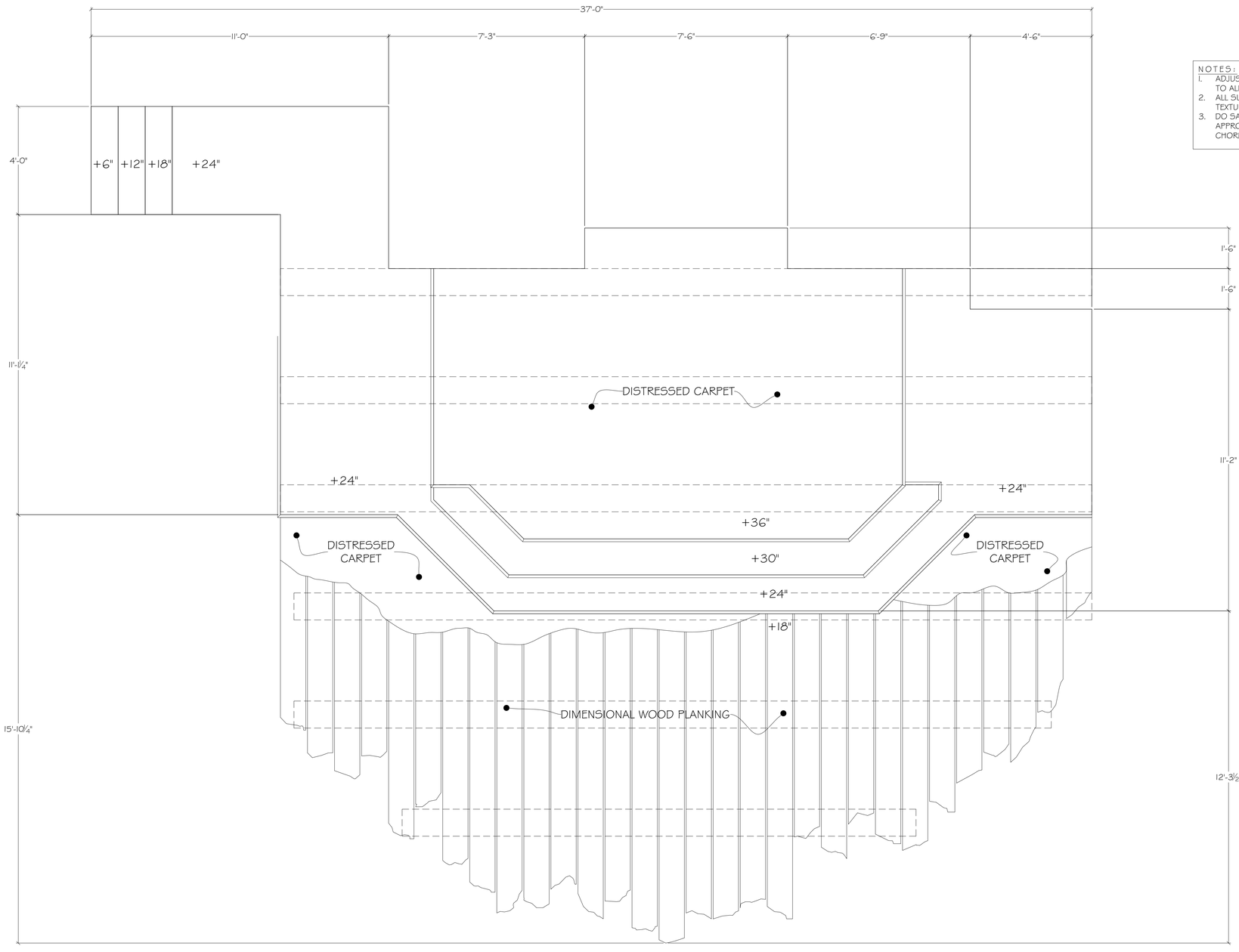


NOTES:

1. ADJUST UPSTAGE EDGE OF PLATFORM AS NEEDED TO ALLOW FOR SUPPORTS, WALL INSTALLATION, ETC.
2. ALL SURFACES ARE HIGHLY DISTRESSED AND TEXTURED.
3. DO SAMPLE OF WOOD FLOOR BOARDS TO GET APPROVAL ON SPACING FROM COSTUMES AND CHOREOGRAPHY.

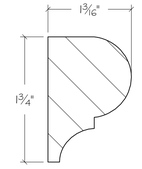


NOSING
DYKES 154

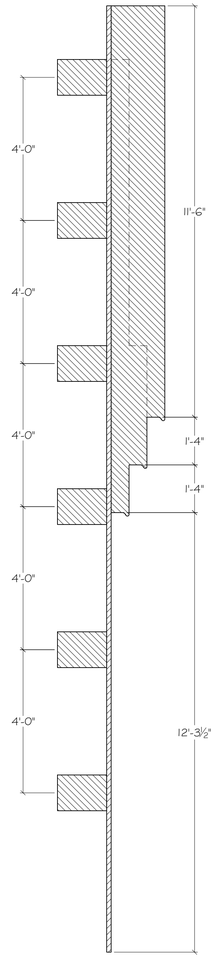


DRAWING NUMBER
3

# DECK ELEVATION

NORTHLIGHT THEATRE

DESIGNER: CHRISTOPHER RHOTON
DIRECTOR: KENNETH ROBERSON
TD: NATHAN COON
LD: LEE FISKNESS

SCALE: 1/2" = 1'-0" OR AS NOTED

NOTES

| DATE | |
|---|---|
| 10-15-2016 | PRELIM DRAFTING PACKET |
| 12-10-2016 | REVISED WINDOWS |

ALL MATERIALS, CONSTRUCTION AND FINISHES MUST COMPLY WITH THE MOST STRINGENT APPLICABLE FEDERAL, AND LOCAL SAFETY CODES.
SPIKE TAPE: "SPIKE TAPE" AS USED IN THIS SPECIFICATION IS A TAPE WITH A PATTERN OF RANDOMLY PLACED SHARP OBJECTS PROTRUDING FROM IT. THE OBJECTS ARE ARRANGED SO THAT WHEN THE TAPE IS LAID ON A FLAT SURFACE WITH THE POINTS UP, AT LEAST ONE POINT WILL BE OFFERED FOR EVERY SQUARE INCH OF TAPE. THE POINTS ARE NOT SHARP ENOUGH TO PENETRATE SHOE LEATHER, BUT ARE SHARP ENOUGH TO PENETRATE THE SOLES OF SNEAKERS OR DANCE SHOES. SPIKE TAPE IS USED TO MARK THE EDGES OF SETS AND PROPS THAT ARE NOT TO BE TOUCHED BY PERFORMERS. SPIKE TAPE IS NOT TO BE USED ON ANY SURFACE THAT PERFORMERS WILL BE WALKING ON.
PAINT: ALL PAINT USED ON THE SET MUST BE NON-TOXIC, LOW VOC, AND WATER BASED. SOLVENT BASED PAINTS ARE NOT ALLOWED. ALL PAINTS MUST BE APPROVED BY THE PRODUCTION MANAGER BEFORE THEY ARE USED. ALL PAINTS MUST BE APPLIED IN WELL VENTILATED AREAS. ALL PAINTS MUST BE APPLIED IN ACCORDANCE WITH THE MANUFACTURER'S INSTRUCTIONS. ALL PAINTS MUST BE APPLIED IN ACCORDANCE WITH THE MANUFACTURER'S INSTRUCTIONS. ALL PAINTS MUST BE APPLIED IN ACCORDANCE WITH THE MANUFACTURER'S INSTRUCTIONS.
FIRE RETARDANT: ALL FABRICS, FOAM, PLASTIC, AND OTHER MATERIALS USED ON THE SET MUST BE FIRE RETARDANT. ALL FIRE RETARDANT MATERIALS MUST BE APPROVED BY THE PRODUCTION MANAGER BEFORE THEY ARE USED. ALL FIRE RETARDANT MATERIALS MUST BE APPLIED IN ACCORDANCE WITH THE MANUFACTURER'S INSTRUCTIONS. ALL FIRE RETARDANT MATERIALS MUST BE APPLIED IN ACCORDANCE WITH THE MANUFACTURER'S INSTRUCTIONS. ALL FIRE RETARDANT MATERIALS MUST BE APPLIED IN ACCORDANCE WITH THE MANUFACTURER'S INSTRUCTIONS.
FIRE EXTINGUISHERS: EXTINGUISHERS SHALL BE PROVIDED AT THE DISCRETION OF THE STAGE MANAGER AND/OR THE FIRE MARSHAL. ALL EXTINGUISHERS SHALL BE PROPERLY MAINTAINED AND INSPECTED. ALL EXTINGUISHERS SHALL BE LOCATED IN ACCESSIBLE LOCATIONS. ALL EXTINGUISHERS SHALL BE LOCATED IN ACCESSIBLE LOCATIONS. ALL EXTINGUISHERS SHALL BE LOCATED IN ACCESSIBLE LOCATIONS.
FLAMMABLE LIQUIDS: FLAMMABLE LIQUIDS SHALL BE STORED IN APPROVED CONTAINERS AND IN APPROVED LOCATIONS. FLAMMABLE LIQUIDS SHALL BE STORED IN APPROVED CONTAINERS AND IN APPROVED LOCATIONS. FLAMMABLE LIQUIDS SHALL BE STORED IN APPROVED CONTAINERS AND IN APPROVED LOCATIONS.
FLAMES: OPEN FLAMES ARE NOT ALLOWED ON THE SET. ALL FLAMES MUST BE APPROVED BY THE PRODUCTION MANAGER AND THE FIRE MARSHAL. ALL FLAMES MUST BE APPROVED BY THE PRODUCTION MANAGER AND THE FIRE MARSHAL. ALL FLAMES MUST BE APPROVED BY THE PRODUCTION MANAGER AND THE FIRE MARSHAL.
PYROTECHNICS: PYROTECHNICS SHALL BE USED AT THE DISCRETION OF THE PRODUCTION MANAGER AND THE FIRE MARSHAL. ALL PYROTECHNICS SHALL BE PROPERLY STORED AND HANDLED. ALL PYROTECHNICS SHALL BE PROPERLY STORED AND HANDLED. ALL PYROTECHNICS SHALL BE PROPERLY STORED AND HANDLED.
SMOKE AND FOG: SMOKE AND FOG MACHINES SHALL BE USED AT THE DISCRETION OF THE PRODUCTION MANAGER AND THE FIRE MARSHAL. ALL SMOKE AND FOG MACHINES SHALL BE PROPERLY MAINTAINED AND OPERATED. ALL SMOKE AND FOG MACHINES SHALL BE PROPERLY MAINTAINED AND OPERATED. ALL SMOKE AND FOG MACHINES SHALL BE PROPERLY MAINTAINED AND OPERATED.
ANIMALS: ANIMALS SHALL BE USED AT THE DISCRETION OF THE PRODUCTION MANAGER AND THE FIRE MARSHAL. ALL ANIMALS SHALL BE PROPERLY CARED FOR AND HANDLED. ALL ANIMALS SHALL BE PROPERLY CARED FOR AND HANDLED. ALL ANIMALS SHALL BE PROPERLY CARED FOR AND HANDLED.
CHILDREN: CHILDREN SHALL BE USED AT THE DISCRETION OF THE PRODUCTION MANAGER AND THE FIRE MARSHAL. ALL CHILDREN SHALL BE PROPERLY SUPERVISED AND HANDLED. ALL CHILDREN SHALL BE PROPERLY SUPERVISED AND HANDLED. ALL CHILDREN SHALL BE PROPERLY SUPERVISED AND HANDLED.
ANY QUESTIONS REGARDING THESE SPECIFICATIONS SHOULD BE DIRECTED TO THE PRODUCTION MANAGER OR THE FIRE MARSHAL. ANY QUESTIONS REGARDING THESE SPECIFICATIONS SHOULD BE DIRECTED TO THE PRODUCTION MANAGER OR THE FIRE MARSHAL. ANY QUESTIONS REGARDING THESE SPECIFICATIONS SHOULD BE DIRECTED TO THE PRODUCTION MANAGER OR THE FIRE MARSHAL.

# NINA SIMONE
# FOUR WOMEN


CHRISTOPHER RHOTON
Scenic Designer
615.995.8863

NOTES:
1. ALL SURFACES ARE HIGHLY DISTRESSED AND TEXTURED.
2. STAINED GLASS BREAKS TBD BASED ON FINAL ARTWORK.
3. TOP EDGE OF WALLS SHOULD LOOK LIKE BLOWN UP BRICK WITH PLASTER. ALL EDGES SHOULD BE ORGANIC AND NOT LOOK "JIG SAWED"
4. DO SAMPLES OF TRANSITION BETWEEN PLASTER & BRICK.
5. ALL BRICK IS DIMENSIONAL.
6. USE PULP ART SURFACES EXPOSED ALLEY BRICK OR SIMILAR.
7. CONFIRM THAT STAGE LEFT DOOR DOES NOT NEED TO BE ACCESSIBLE. IF NOT PRACTICAL, THE DOOR SHOULD BE OFF ITS HINGES.
8. DEBRIS NOT SHOWN, TBD IN SPACE BY DESIGNER.

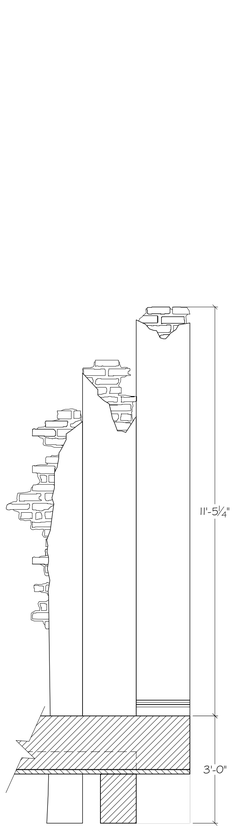


STAGE RIGHT SECTION
COMPOSITE ELEVATION
½" = 1'-0" SCALE

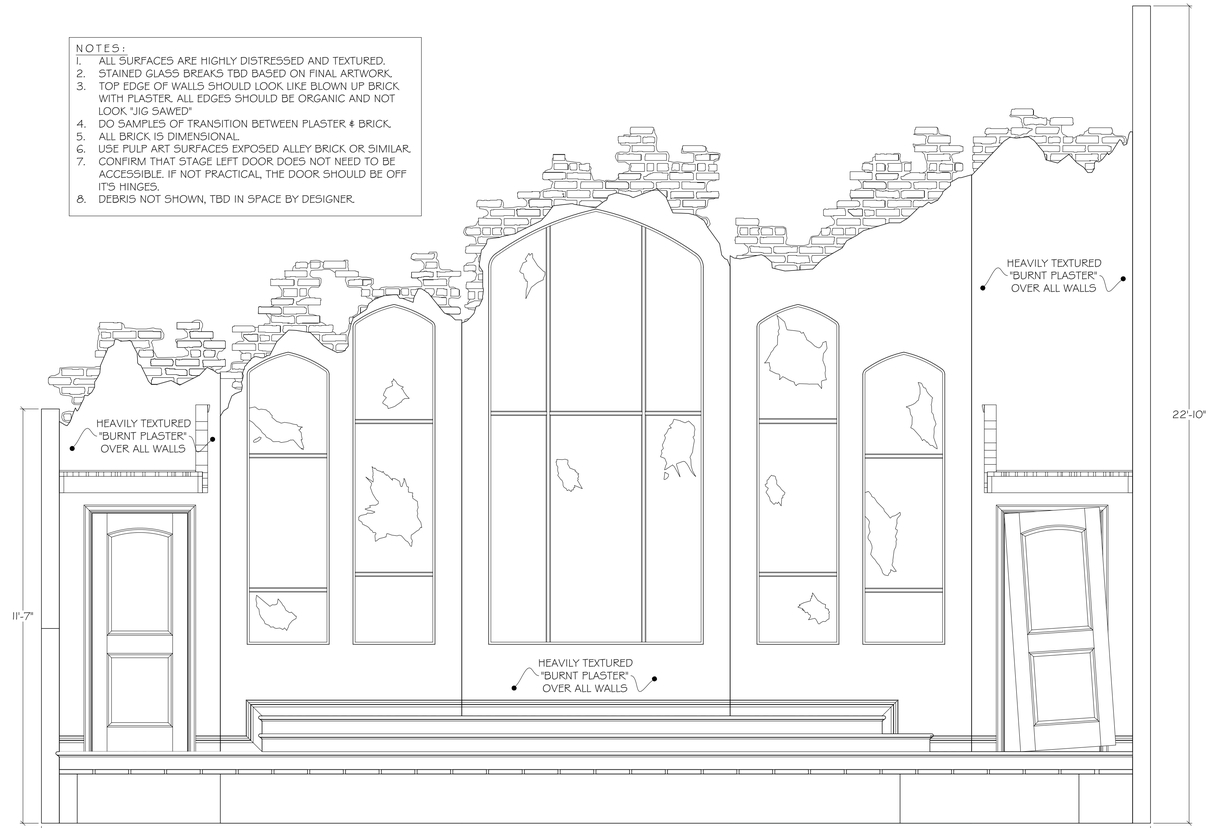


FRONT ELEVATION
COMPOSITE ELEVATION
½" = 1'-0" SCALE

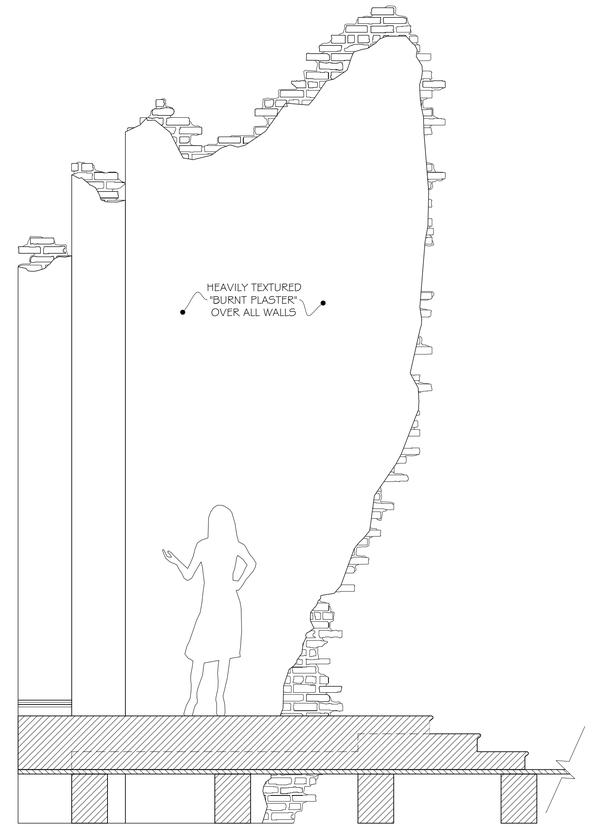


STAGE LEFT SECTION
COMPOSITE ELEVATION
½" = 1'-0" SCALE

DRAWING NUMBER
4

COMPOSITE ELEVATIONS

NORTHLIGHT THEATRE

DESIGNER: CHRISTOPHER RHOTON
DIRECTOR: KENNETH ROBERSON
TD: NATHAN COON
LD: LEE FISKNESS

SCALE: ½" = 1'-0" OR AS NOTED

| NOTES | DATE |
|---|---|
| PRELIM DRAFTING PACKET | 10-15-2016 |
| REVISED WINDOWS | 12-10-2016 |



# NINA SIMONE
## FOUR WOMEN

CHRISTOPHER RHOTON
SCENIC DESIGNER
615.995.8863

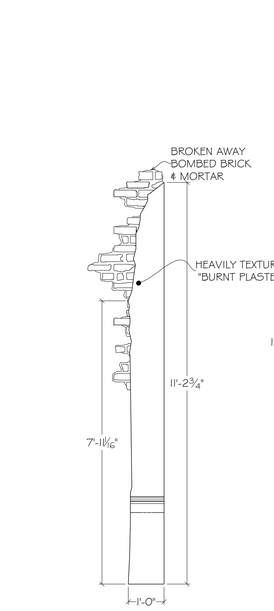


A FRONT ELEVATION WALL "A"
½" = 1'-0" SCALE

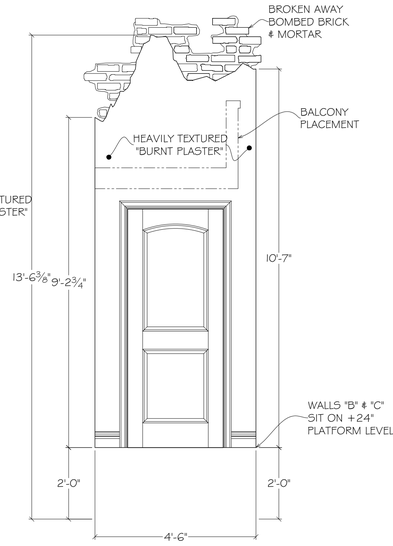


B FRONT ELEVATION WALL "B"
½" = 1'-0" SCALE

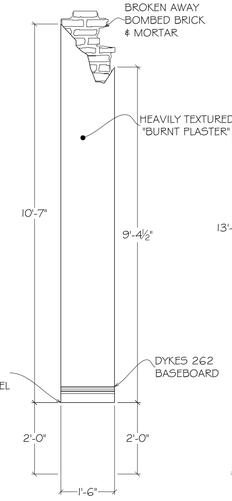


C FRONT ELEVATION WALL "C"
½" = 1'-0" SCALE

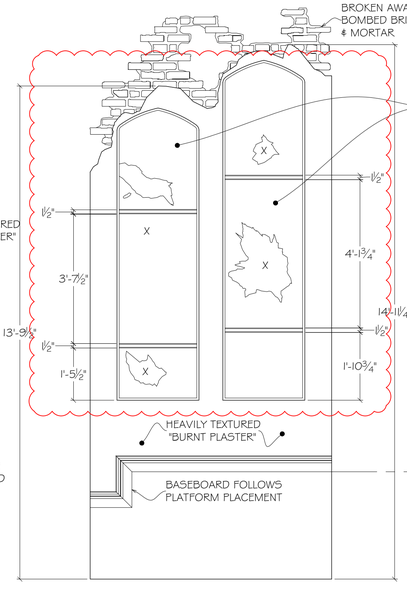


A FRONT ELEVATION WALL "D"
½" = 1'-0" SCALE


E FRONT ELEVATION WALL "E"
½" = 1'-0" SCALE

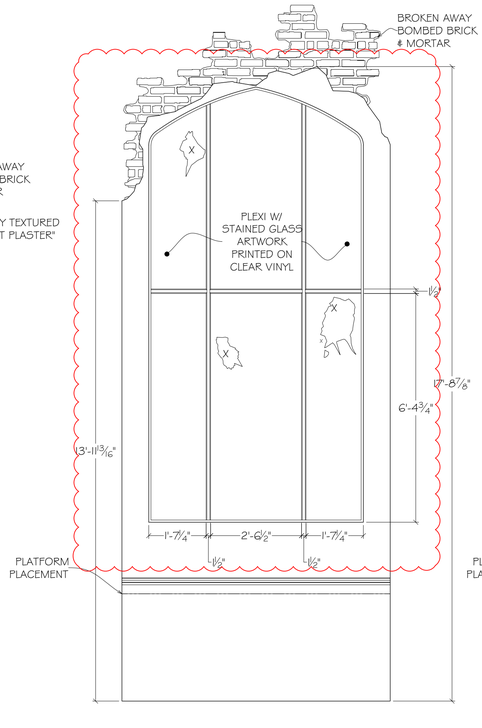


F FRONT ELEVATION WALL "F"
½" = 1'-0" SCALE

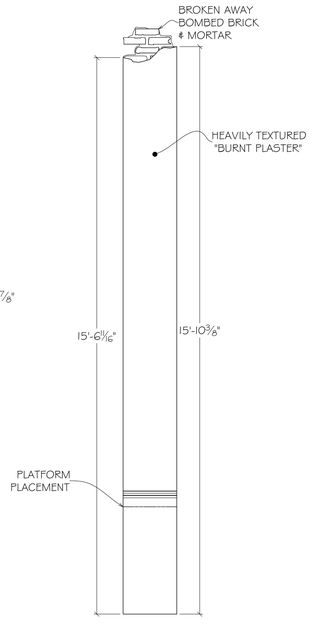


G FRONT ELEVATION WALL "G"
½" = 1'-0" SCALE

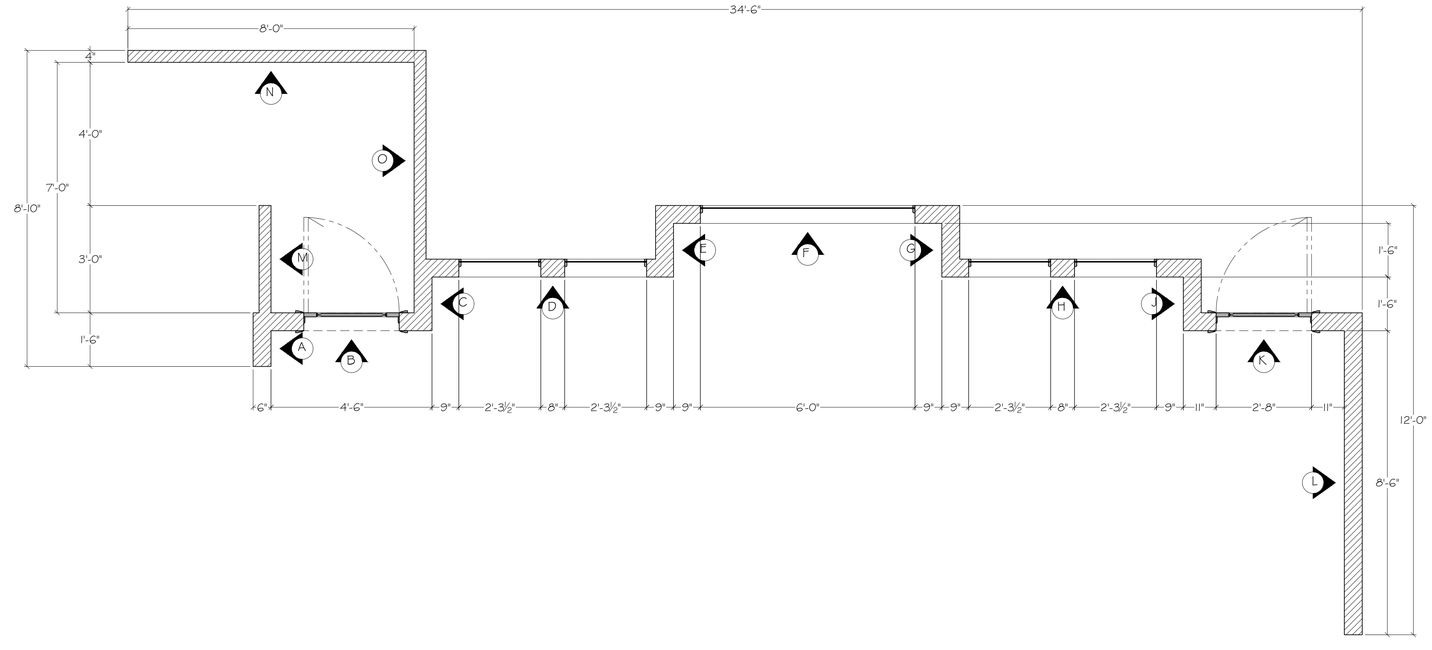


NOTES:
1. ALL SURFACES ARE HIGHLY DISTRESSED AND TEXTURED.
2. STAINED GLASS BREAKS TBD BASED ON FINAL ARTWORK.
3. TOP EDGE OF WALLS SHOULD LOOK LIKE BLOWN UP BRICK WITH PLASTER. ALL EDGES SHOULD BE ORGANIC AND NOT LOOK "JIG SAWED"
4. DO SAMPLES OF TRANSITION BETWEEN PLASTER & BRICK.
5. ALL BRICK IS DIMENSIONAL.
6. USE PULP ART SURFACES EXPOSED ALLEY BRICK OR SIMILAR.
7. DEBRIS NOT SHOWN, TBD IN SPACE BY DESIGNER.

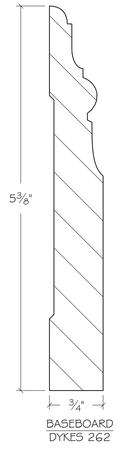


BASEBOARD
DYKES 262

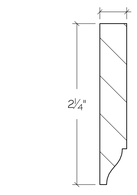


DOOR STOP
DYKES 105

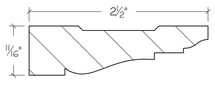


DOOR CASING
DYKES 224

DRAWING NUMBER
5

ELEVATIONS: WALLS A-G

NORTHLIGHT THEATRE

DESIGNER: CHRISTOPHER RHOTON
DIRECTOR: KENNETH ROBERSON
TD: NATHAN COON
LD: LEE FISKNESS

SCALE: ½" = 1'-0" OR AS NOTED

NOTES
PRELIM DRAFTING PACKET
REVISED WINDOWS

DATE
10-15-2016
12-10-2016



NINA SIMONE
FOUR WOMEN

CHRISTOPHER RHOTON
SCENIC DESIGNER
615.995.8863

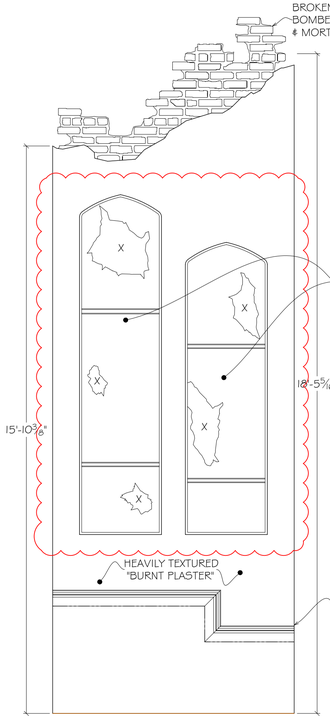


H FRONT ELEVATION WALL "H"
1/2" = 1'-0" SCALE

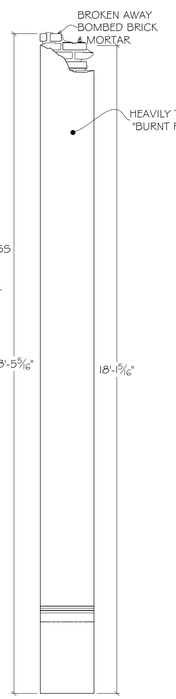


J FRONT ELEVATION WALL "J"
1/2" = 1'-0" SCALE

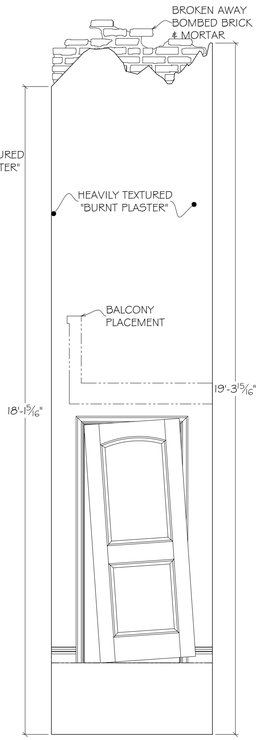


K FRONT ELEVATION WALL "K"
1/2" = 1'-0" SCALE

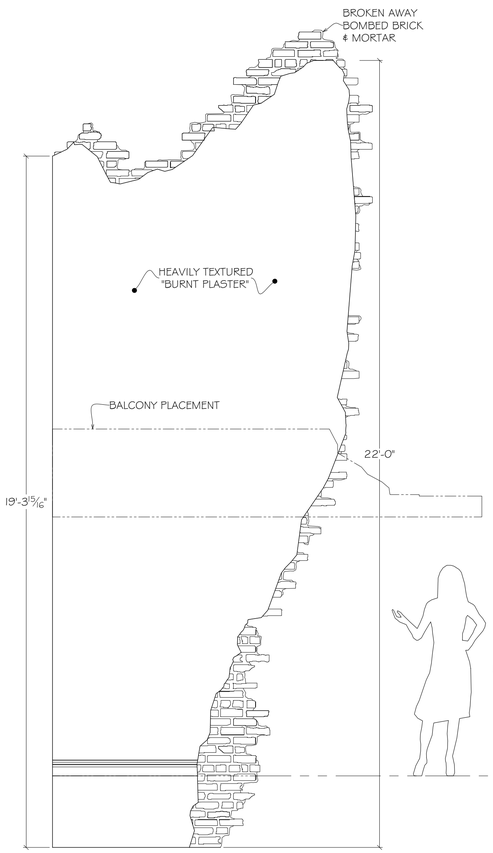


L FRONT ELEVATION WALL "L"
1/2" = 1'-0" SCALE

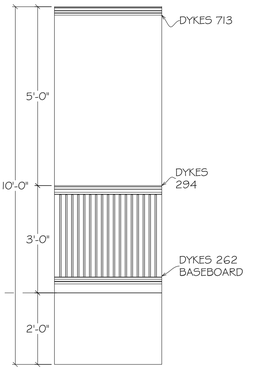


M FRONT ELEVATION WALL "M"
1/2" = 1'-0" SCALE

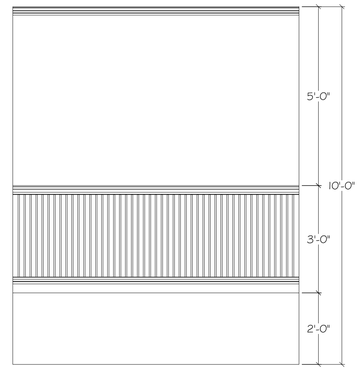


N FRONT ELEVATION WALL "N"
1/2" = 1'-0" SCALE

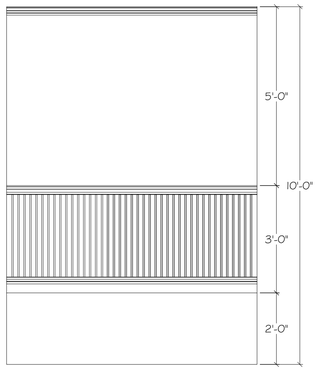


O FRONT ELEVATION WALL "O"
1/2" = 1'-0" SCALE

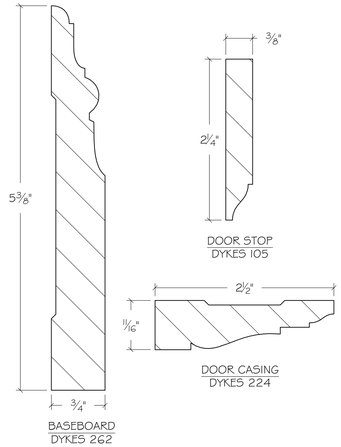


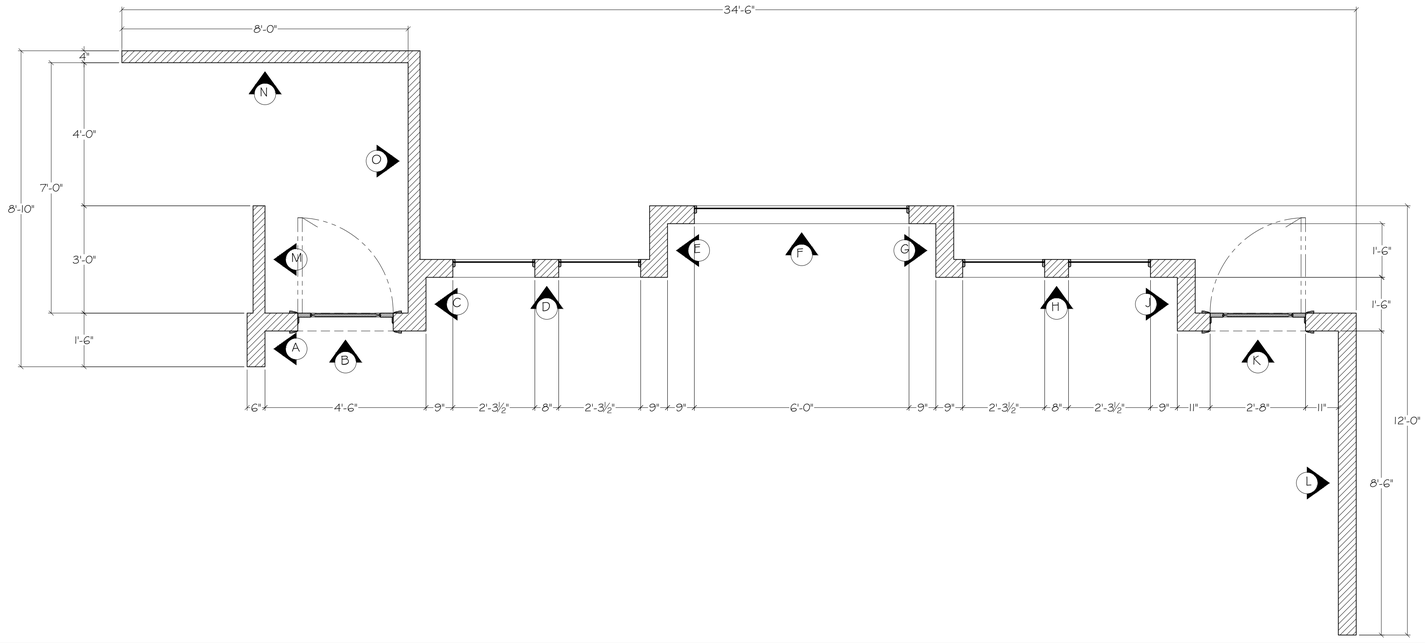


NOTES:
1. ALL SURFACES ARE HIGHLY DISTRESSED AND TEXTURED.
2. STAINED GLASS BREAKS TBD BASED ON FINAL ARTWORK.
3. TOP EDGE OF WALLS SHOULD LOOK LIKE BLOWN UP BRICK WITH PLASTER. ALL EDGES SHOULD BE ORGANIC AND NOT LOOK "JIG SAWED"
4. DO SAMPLES OF TRANSITION BETWEEN PLASTER & BRICK.
5. ALL BRICK IS DIMENSIONAL.
6. USE PULP ART SURFACES EXPOSED ALLEY BRICK OR SIMILAR.
7. CONFIRM THAT STAGE LEFT DOOR DOES NOT NEED TO BE ACCESSIBLE. IF NOT PRACTICAL, THE DOOR SHOULD BE OFF ITS HINGES.
8. DEBRIS NOT SHOWN, TBD IN SPACE BY DESIGNER.
9. TOP EDGES OF WALLS M, N, O MAY WANT TO BE BROKEN AWAY. TBD IN SPACE.

DRAWING NUMBER: 9

# ELEVATIONS: WALLS H-O

NORTHLIGHT THEATRE

DIRECTOR: KENNETH ROBERSON
DESIGNER: CHRISTOPHER RHOTON
TD: NATHAN COON
LD: LEE FISKNESS
SCALE: 1/2" = 1'-0" OR AS NOTED

NOTES
PRELIM DRAFTING PACKET
REVISED WINDOWS

DATE
10-15-2016
12-10-2016



# NINA SIMONE FOUR WOMEN

CHRISTOPHER RHOTON
Scenic Designer
615.995.8863

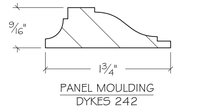


PANEL MOULDING
DYKES 242

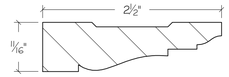


BALCONY TRIM
DYKES 224

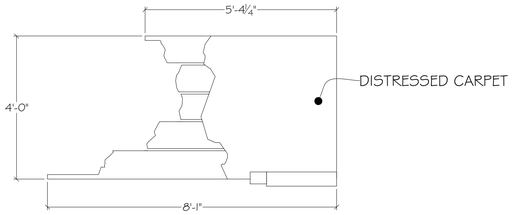


TOP VIEW
S.R. BALCONY
½" = 1'-0" SCALE

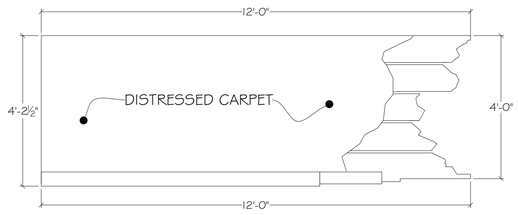


TOP VIEW
S.L. BALCONY
½" = 1'-0" SCALE

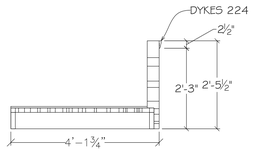


SIDE VIEW
S.R. BALCONY
½" = 1'-0" SCALE

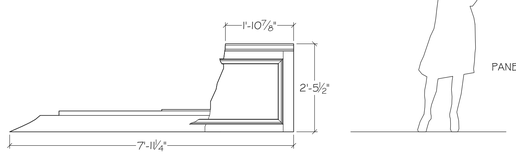


"FRONT" ELEVATION
S.R. BALCONY
½" = 1'-0" SCALE



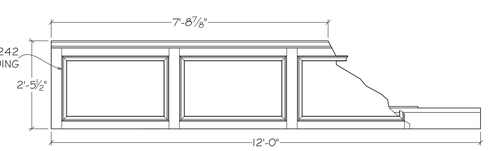


"FRONT" ELEVATION
S.L. BALCONY
½" = 1'-0" SCALE

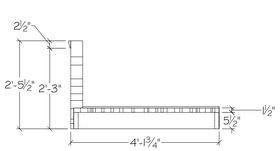


SIDE VIEW
S.L. BALCONY
½" = 1'-0" SCALE

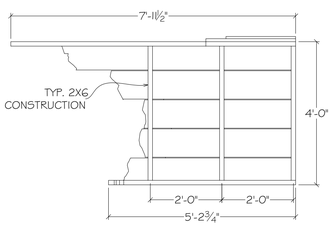


BOTTOM VIEW
S.R. BALCONY
½" = 1'-0" SCALE

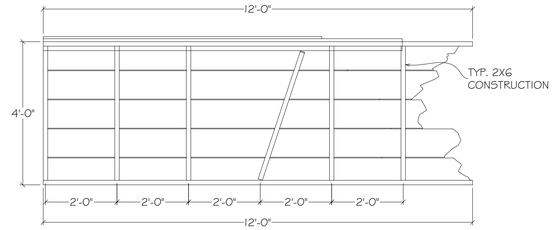


BOTTOM VIEW
S.L. BALCONY
½" = 1'-0" SCALE

NOTES:
1. ALL SURFACES ARE HIGHLY DISTRESSED AND TEXTURED.
2. DEBRIS AND FURNITURE NOT SHOWN, TBD IN SPACE BY DESIGNER.
3. NO ACTOR ACCESS TO BALCONIES.
4. STURDY ENOUGH TO HOLD UP CHURCH PEW.
5. BOTTOM SIDE SHOULD BE EXPOSED 2X6 CONSTRUCTION.
6. DISCUSS OPTIONS FOR PLASTER CEILING FALLING OFF BOTTOM.

DRAWING NUMBER
7

BALCONIES

NORTHLIGHT THEATRE

DESIGNER: CHRISTOPHER RHOTON
DIRECTOR: KENNETH ROBERSON
TD: NATHAN COON
LD: LEE FISKNESS

SCALE: ½" = 1'-0" OR AS NOTED

NOTES
PRELIM DRAFTING PACKET
REVISED WINDOWS

DATE
10-15-2015
12-10-2015

ALL MATERIALS, CONSTRUCTION, AND FINISHES MUST COMPLY WITH THE MOST STRINGENT APPLICABLE FEDERAL, STATE, LOCAL AND INDUSTRY CODES, ORDINANCES, AND REGULATIONS. IT IS THE RESPONSIBILITY OF THE CONTRACTOR AND ALL SUBCONTRACTORS, VENDORS, AND FABRICATORS TO BECOME FAMILIAR WITH AND ABIDE BY ALL APPLICABLE REGULATIONS AND REQUIREMENTS. THESE CONTRACT DOCUMENTS ARE NOT INTENDED TO INCLUDE EVERY DETAIL OF CONSTRUCTION. CONTRACTOR SHALL PROVIDE ALL MATERIALS AND LABOR NECESSARY TO COMPLETE THE INSTALLATION IN A SAFE, SOUND, AND WORKMANLIKE MANNER. ANY QUESTIONS REGARDING THE INTENT OF THE CONTRACT DOCUMENTS SHALL BE DIRECTED TO THE DESIGNER BEFORE BIDDING. ANY DISCREPANCIES FOUND IN THE CONTRACT DOCUMENTS OR AT THE JOB SITE SHALL IMMEDIATELY BE REPORTED TO THE DESIGNER BEFORE BIDDING OR PROCEEDING WITH THE WORK. CONTRACTOR SHALL VERIFY ALL DIMENSIONS AT THE JOB SITE AND NOTIFY THE DESIGNER OF ANY DISCREPANCIES BEFORE BIDDING OR PROCEEDING WITH THE WORK. CONTRACTOR SHALL COORDINATE THE WORK OF ALL TRADES. CONTRACTOR SHALL SUPERVISE AND DIRECT THE WORK USING HIS BEST SKILL AND ATTENTION. CONTRACTOR SHALL BE SOLELY RESPONSIBLE FOR ALL CONSTRUCTION MEANS, METHODS, TECHNIQUES, SEQUENCES AND PROCEDURES AND FOR COORDINATING ALL PORTIONS OF THE WORK UNDER THE CONTRACT. CONTRACTOR SHALL BE RESPONSIBLE FOR THE ACTIONS AND OMISSIONS OF HIS EMPLOYEES AND SUBCONTRACTORS. CONTRACTOR SHALL MAINTAIN A CLEAN AND SAFE WORK AREA AND SHALL PROTECT ADJACENT SURFACES AND PROPERTY FROM DAMAGE DURING CONSTRUCTION. CONTRACTOR SHALL REPAIR OR REPLACE ALL DAMAGED SURFACES AND PROPERTY TO THE SATISFACTION OF THE OWNER. CONTRACTOR SHALL PROVIDE ALL NECESSARY SAFETY PRECAUTIONS AND COMPLY WITH ALL SAFETY REGULATIONS. CONTRACTOR SHALL BE RESPONSIBLE FOR THE SAFETY OF PERSONS AND PROPERTY IN THE PERFORMANCE OF THE WORK. CONTRACTOR SHALL PROVIDE ALL NECESSARY SAFETY EQUIPMENT AND ENSURE THAT IT IS USED PROPERLY BY ALL PERSONS REQUIRING IT. CONTRACTOR SHALL PROVIDE ALL NECESSARY SAFETY BARRICADES AND WARNING SIGNS AND ENSURE THAT THEY ARE PROPERLY PLACED AND MAINTAINED. CONTRACTOR SHALL BE RESPONSIBLE FOR ALL TEMPORARY UTILITIES AND SERVICES REQUIRED FOR THE PERFORMANCE OF THE WORK. CONTRACTOR SHALL PROVIDE ALL NECESSARY TEMPORARY SUPPORTS, BRACES, AND SHORING REQUIRED FOR THE PERFORMANCE OF THE WORK. CONTRACTOR SHALL PROVIDE ALL NECESSARY TEMPORARY ENCLOSURES AND WEATHER PROTECTION REQUIRED FOR THE PERFORMANCE OF THE WORK. CONTRACTOR SHALL PROVIDE ALL NECESSARY TEMPORARY FIRE PROTECTION REQUIRED FOR THE PERFORMANCE OF THE WORK. CONTRACTOR SHALL PROVIDE ALL NECESSARY TEMPORARY SANITARY FACILITIES REQUIRED FOR THE PERFORMANCE OF THE WORK. CONTRACTOR SHALL PROVIDE ALL NECESSARY TEMPORARY PROTECTION REQUIRED FOR THE PERFORMANCE OF THE WORK. CONTRACTOR SHALL PROVIDE ALL NECESSARY TEMPORARY ACCESS REQUIRED FOR THE PERFORMANCE OF THE WORK. CONTRACTOR SHALL PROVIDE ALL NECESSARY TEMPORARY LIGHTING REQUIRED FOR THE PERFORMANCE OF THE WORK. CONTRACTOR SHALL PROVIDE ALL NECESSARY TEMPORARY POWER REQUIRED FOR THE PERFORMANCE OF THE WORK. CONTRACTOR SHALL PROVIDE ALL NECESSARY TEMPORARY WATER REQUIRED FOR THE PERFORMANCE OF THE WORK. CONTRACTOR SHALL PROVIDE ALL NECESSARY TEMPORARY HEATING REQUIRED FOR THE PERFORMANCE OF THE WORK. CONTRACTOR SHALL PROVIDE ALL NECESSARY TEMPORARY VENTILATION REQUIRED FOR THE PERFORMANCE OF THE WORK. CONTRACTOR SHALL PROVIDE ALL NECESSARY TEMPORARY COMMUNICATIONS REQUIRED FOR THE PERFORMANCE OF THE WORK. CONTRACTOR SHALL PROVIDE ALL NECESSARY TEMPORARY SECURITY

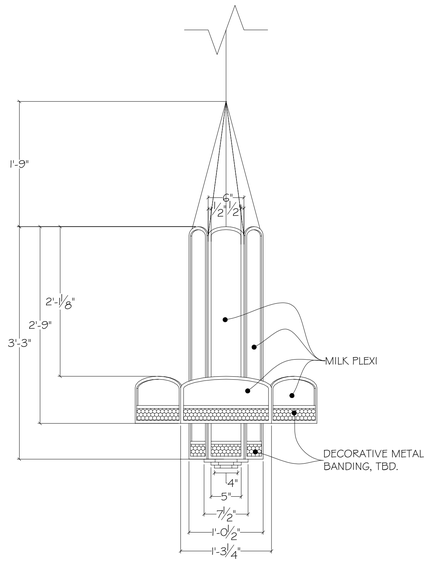


FRONT ELEVATION
CHANDELIER - BUILD FOUR
1" = 1'-0" SCALE

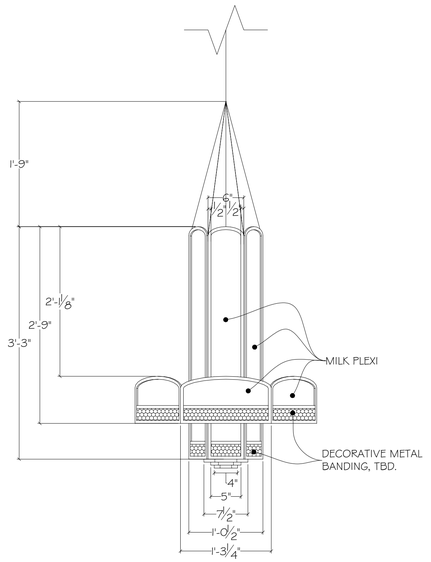


SIDE VIEW
CHANDELIER - BUILD FOUR
1" = 1'-0" SCALE

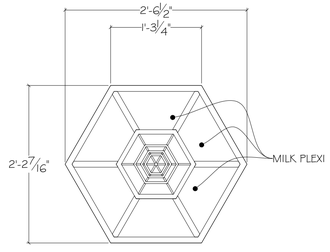


BOTTOM VIEW
CHANDELIER - BUILD FOUR

1" = 1'-0" SCALE

NOTES:
1. ALL METAL HAS SMOOTH BRASS/GOLD FINISH.
2. ALL FOUR UNITS ARE PRACTICAL.
3. INSIDE SHOULD BE RIGGED WITH RGBW LED TAPE OR SIMILAR, DISCUSS WITH LIGHTING DESIGNER.
4. SEE GROUND PLAN AND C.L. SECTION FOR PLACEMENT IN SPACE.
5. EXACT TRIM HEIGHTS TBD BY DESIGNER IN SPACE.



CHANDELIER REFERENCE
N.T.S.



DRAWING NUMBER
8

CHANDELIERS & PULPIT

NORTHLIGHT THEATRE

DESIGNER: CHRISTOPHER RHOTON
DIRECTOR: KENNETH ROBERSON
TD: NATHAN COON
LD: LEE FISKNESS

SCALE: 1/2" = 1'-0" OR AS NOTED

| NOTES | DATE |
|---|---|
| PRELIM DRAFTING PACKET | 10-15-2016 |
| REVISED WINDOWS | 12-10-2016 |



# NINA SIMONE
# FOUR WOMEN

CHRISTOPHER RHOTON
SCENIC DESIGNER
615.995.8863